

Improved FOC of Induction Motor with Online Neural Network

AZUWIEN AIDA BOHARI, WAHYU MULYO UTOMO, ZAINAL ALAM HARON,
NOORADZIANIE MUHAMMAD ZIN, SY YI SIM, ROSLINA MAT ARIFF

Faculty of Electrical & Electronic Engineering

Universiti Tun Hussien Onn Malaysia

Parit Raja, 86400 Batu Pahat, Johor

Malaysia

azuwienaidabohari@yahoo.com

Abstract: - This paper proposed improvement performance from offline towards online neural network scheme for speed control of induction motor field oriented control based on load disturbance and parameter variation. The neural network is design as 1-3-1 network structure by feedforward architecture to maintain the speed trajectory specified by reference model. Both offline and online networks were trained by backpropagation algorithm and the updating of weight and bias will be done in the online model. Simulation model were developed for both networks by using MATLAB/Simulink software and the results shows that the performance of online NNIFOC improved rather than offline NNIFOC and robust to load disturbance and parameter variation.

Key-Words: - Neural Network, Induction Motor, Field Oriented Control

1 Introduction

A three phase induction motor (IM) is designed to operate from a three phase source of alternating voltage and it is a one of asynchronous alternating current (AC) motor. The advantages of the IM includes high reliability, relatively simple, has rugged structure, low cost, robustness and high efficiencies. These advantages make the IM advance in all aspects like speed change, speed reversal, starting and braking. The overall system performance depends on the IM dynamic operation. Due to the swift development in microprocessor and power electronic, the advanced control methods have IM possible for high performance applications.

A lot of researcher has been attracted to the field of electric drives by IM control over time. IM with variable speed ac drives and employed the field oriented control (FOC) method expands in recent years to achieve better performances set by direct current (DC) drives. In order to provide good steady-state performance in fast dynamic response, decoupling between the torque and flux is highly recommends. High dynamic performance in IM can be achieved by means of field oriented control where it provides a suitable mathematical description of three phases IM.

The translation of coordinate from the fixed references stator frame to the frame of rotating synchronous is implied by the vector control [1]. In early 1970s, the decoupling technique makes the

possibility of separated control for torque and flux in the complex dynamic for IM [2].

By applying the control techniques such as adaptive control [3] a good performance can be achieve with parameter sensitive property. A great attention has been made by neural network (NN) due to its natural parallelism in the field of power electronic, thus allow and permit the high speed processing. The NN have capability for tolerance, to miss data, to fault, and to carry out in noise environment [4].

To identify and control nonlinear dynamic systems and nonlinear parameter estimation, the use of NN has been proposed [5][6]. An estimation of the stator flux and trained to map the nonlinear behavior of a rotor flux is performed on the proposed NN [7]. High performance control has been the objectives of [8], which presents robust neural controller and against variation of parameter. The NN are excellent estimators in non-linear system because it does not use the mathematical model of the system [9].

In the past decade, NN have been used in some power electronic applications such as inverter [10], energy saving [11], dc motor control [12-13], flux estimation [14], and estimation of feedback signal [15]. Online and offline neural models have their own advantages and disadvantages. Even an offline model can handle large data as computation time that not critical to their structure, it only robust to

The gradient descent of the performance index against to the connection weight is given by:

$$\frac{\partial F}{\partial w_{ij}^m} = \frac{\partial F}{\partial n_i^m} \frac{\partial n_i^m}{\partial w_{ij}^m} \quad (17)$$

The sensitivity parameter of the network is defined as:

$$s_i^m = \frac{\partial F}{\partial n_i^m} \quad (18)$$

$$s_i^m = \frac{\partial F}{\partial a_i^m} \frac{\partial a_i^m}{\partial n_i^m} \quad (19)$$

Gradient the transfer function again to the connection weight parameter is given by:

$$\frac{\partial n_i^m}{\partial w_{ij}^m} = a_i^{m-1} \quad (20)$$

From substitution equation (9) and (11) into (4) the updating connection parameter is given by:

$$w_{ij}^{m-1}(k+1) = w_{ij}^{m-1}(k) - \alpha s_i^m(k) a_i^{m-1}(k) \quad (21)$$

With the same technique the updating bias parameter is given by:

$$b_i^{m-1}(k+1) = b_i^{m-1}(k) - \alpha s_i^m(k) \quad (22)$$

5 Simulation Results

A simulation was constructed for the entire system with the implementation of online and offline NN based IFOC scheme for the three-phase IM using Borland C++, and then embedded as S-function in Matlab/Simulink software. Both online and offline NN system will be tested simultaneously. The effect of the parameter variation towards the system will be tested on both systems.

The parameters for the motor are given by:

- Frequency and pole are 50Hz and 4
- Stator and rotor resistances, $R_s=8\Omega$ and $R_r=5.8\Omega$
- Stator and rotor self inductances are 0.215H and 0.215H
- Mutual inductances is 0.198H

To verify the performance of online and offline NN for the speed control of induction motor based field oriented control, the simulation result for both system are compared based on load disturbance

applied to the system. With the same speed reference which is 1200rpm, both systems are run simultaneously. The result of the motor speed with the time is shown in figure below.

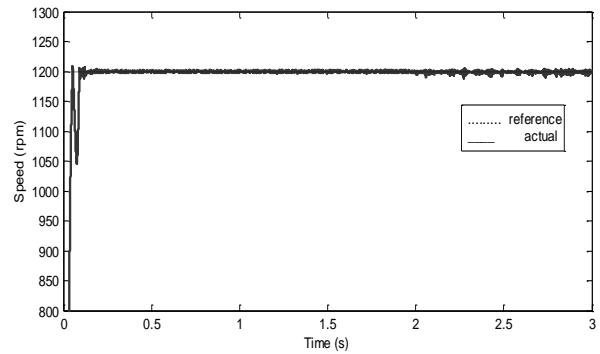


Fig.3 Speed for online NNIFOC during load disturbance applied

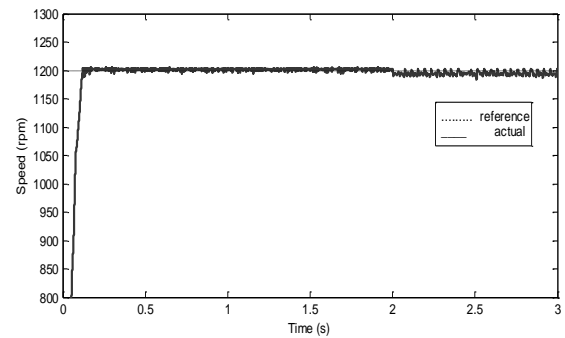


Fig.4 Speed for offline NNIFOC during load disturbance applied

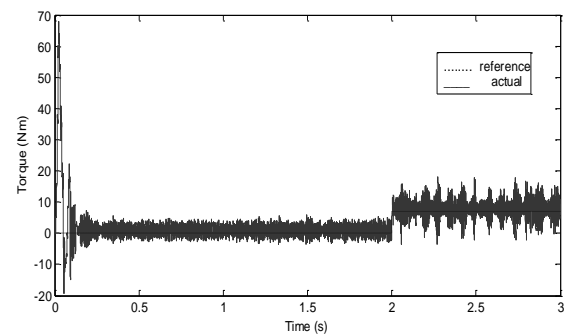


Fig.5 Load disturbance for online NNIFOC

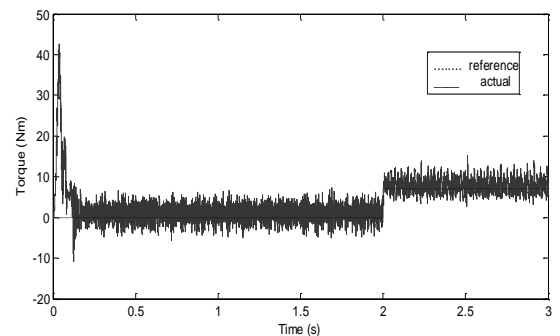


Fig.6 Load disturbance for offline NNIFOC

The online NNIFOC is implemented in Fig.3 while the offline NNIFOC is illustrated in Fig.4. For both systems, load disturbance applied on the time of 2s as shown in Fig.5 and Fig.6. At the initial, both systems are run under no load condition then, at the time of 2s, the 6Nm load is applied.

From the results shown in the figure, both systems manage to follow the speed reference at the initial before the load disturbance is applied. While the load disturbance is applied it is obviously that the online NNIFOC not effects by the load disturbance. On the other hand, offline NNIFOC show a slightly drop on the speed and not manages to follow the speed reference after load applied. In addition, the setting time also improve from 0.2 s to 0.1 second by using the online NNIFOC.

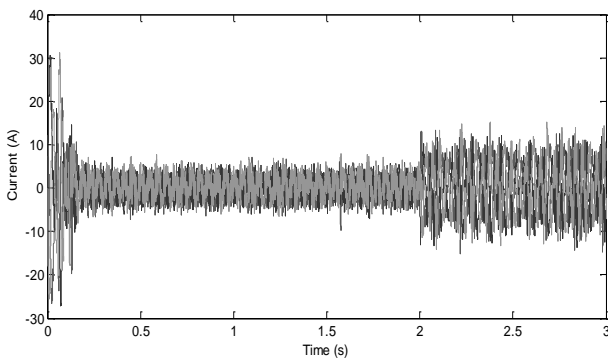


Fig.7 Current for online NNIFOC during load disturbance applied

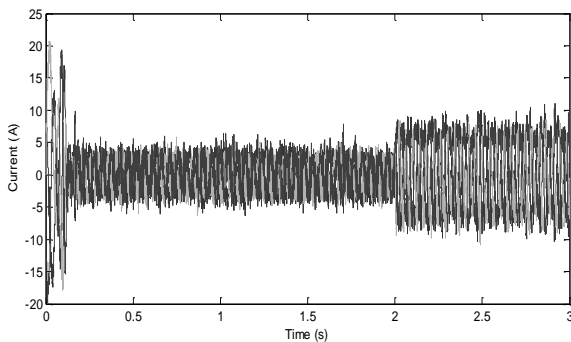


Fig.8 Current for offline NNIFOC during load disturbance applied

The three phase current for online NNIFOC and offline NNIFOC is show in Fig.7 and Fig.8 respectively. The current is clearly increased when the load applied. It can be said that the current is proportional to the load applied to the system. When the load increased, the current also will increase. When the load is applied to the system, more current will be draw to maintain the speed in order to follow the speed command.

The testing is continuing by examining the parameter variation. The parameter for stator and

rotor resistance will be change according to the change of temperature from the reference temperature towards the maximum temperature. The resistance at maximum temperature for the induction motor is calculated based on the formula below.

$$R_T = R_o(1 + \alpha(\Delta T)) \tag{23}$$

Where R_o is the value of initial resistance, while α is temperature coefficient ($\alpha = 0.004041$) for copper material and ΔT is changes of reference temperature usually $20^\circ C$ towards maximum temperature in $^\circ C$.

The testing is start by the initial temperature assume as $20^\circ C$ and change to the maximum temperature at the time on 2s. The maximum temperature for induction motor is assumed to be $155^\circ C$. The rotor and stator resistance at maximum temperature is 8.566Ω and 11.8147Ω .

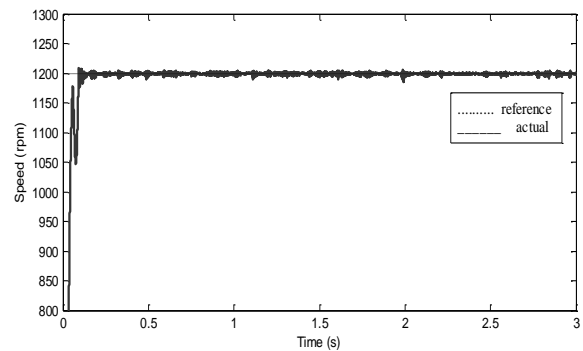


Fig.9 Speed for online NNIFOC during parameter variation applied

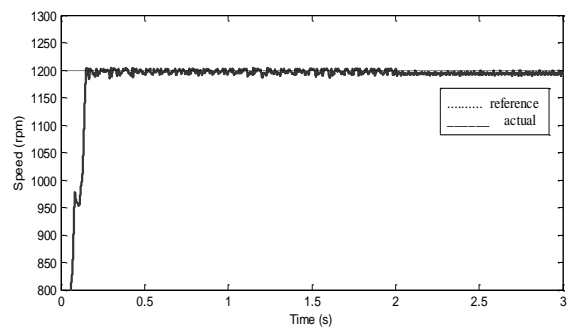


Fig.10 Speed for offline NNIFOC during parameter variation applied

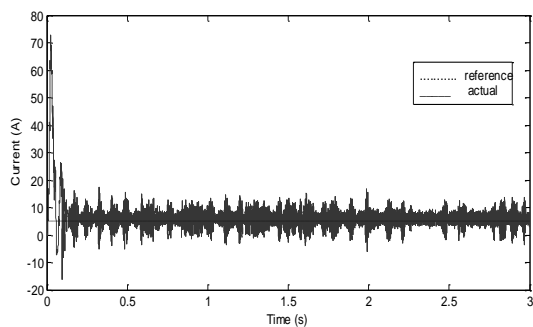


Fig.11 Constant Load applied for online NNIFOC during parameter variation

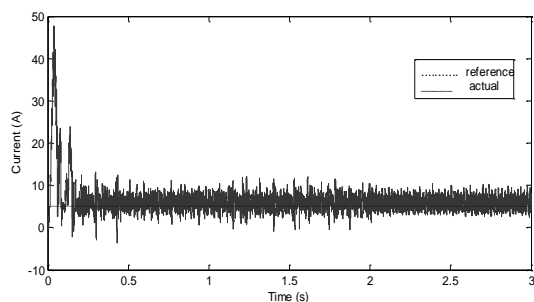


Fig.12 Constant Load applied for offline NNIFOC during parameter variation

The speed achievement as illustrate in Fig.9 and Fig. 10 show a difference at the time of 2s between offline and online NNIFOC with constant load of 5Nm applied as show in Fig. 11 and Fig.12 when the parameter is varies. Both of the system shows no overshoot for the speed response however the online NNIFOC show the advantages of maintain the speed even the parameter is varies while the offline NNIFOC shows speed is merely drop at the time of 2s.

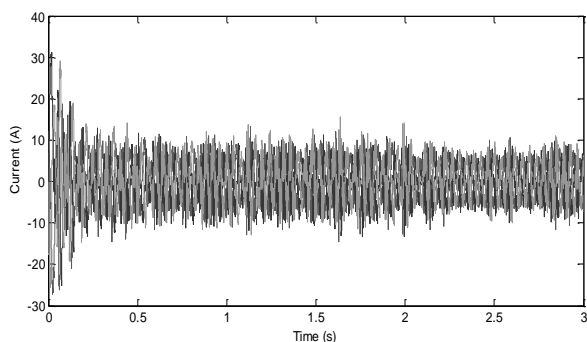


Fig.13 Current for online NNIFOC during parameter variation

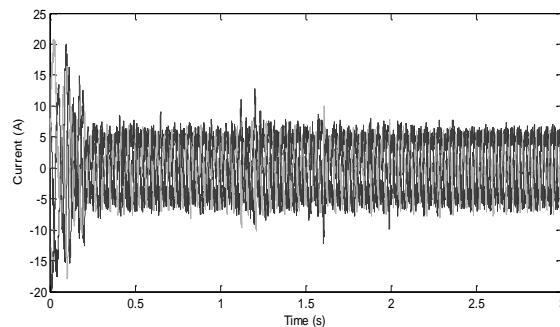


Fig.14 Current for offline NNIFOC during parameter variation

The three phase current for online NNIFOC and offline NNIFOC is show in Fig.13 and Fig.14 respectively. The current is decreased when parameter variation applied. It can be said that the current is inversely proportional to the parameter variation to the system. When the resistance increased, the current will be decreased. When the parameter variation is applied to the system, less current will be draw to maintain the speed in order to follow the speed command.

4 Conclusion

The comparison performance of online and offline NNIFOC of induction motor has been presented in this paper. Both structures were trained by backpropagation algorithm and the updating of weight and bias has been done in the online NNIFOC model. The controller does not require data of motor parameter. The simulation model were developed for both networks by using MATLAB/Simulink software and the results shows that the performance of online NNIFOC improved rather than offline NNIFOC and robust to load disturbance and parameter variation.

Acknowledgement. The author would like to gratitude University Tun Hussein Onn Malaysia for any valuable supports during conducting this research and in preparing this manuscript.

References:

- [1] S. Goyat, R. K. Ahuja, "Speed Control of IM using Vector or Field Oriented Control". *International Journal of Advances in Engineering and Technology*, July, 2012.
- [2] F. Blaschke, "The Principle of Field Orientation as Applied to The New Transvector Closed-Loop Control System for Rotating-Filed Machines". Siemens. Vol.34, pp. 217-220, 1972 .

- [3] V. Zuben, F.J. Netto, M.L.A. Bim, E. Szajner, J., "Adaptive vector control of a three-phase IM using Neural Networks". *IEEE World Congress on IEEE International Conference of Computational Intelligence*, Vol.6, pp.3750-3755, 1994.
- [4] Ba-Razzouk, A., Cheriti, A., Olivier, G., "A Neural Network based Field Oriented Control Scheme for Induction Motor". *Industry Applications Conference of 32nd IAS Annual Meeting, IAS on Conference Record of the IEEE*, vol.2, pp.804-811, 1997.
- [5] Wishart, M.T., Harley, R.G., "Identification and control of induction machines using artificial NNs," *Industry Applications, IEEE Transactions on* Vol.31, No.3, pp.612-619, 1995.
- [6] Narendra, K.S., Parthasarathy, K., "Identification and control of dynamical systems using Neural Network". *IEEE Transactions on* Vol.1, No.1, pp.4-27, 1990.
- [7] Ba-Razzouk, A., Cheriti, A., Olivier, G., Sicard, P., "Field oriented control of IMs using Neural Network decouplers," *Industrial Electronics, Control, and Instrumentation Proceedings of IEEE IECON on 21st International Conference*, Vol.2, pp.1428-1433, 1995.
- [8] Miloudi, A., Draou, A., "Neural Controller Design for Speed Control of An Indirect Field Oriented Induction Machine Drive," *Industrial Electronics Society, IECON '01. The 27th Annual Conference of the IEEE*, Vol.2, pp.1225-1229, 2001.
- [9] Sivasubramaniam, A., "Application of Neural Network Structure in Voltage Vector Selection of Direct Torque Control Induction Motor" *International Journal of Applied Engineering Research*, Vol. 4 Issue 6, pp.903, 2009.
- [10] S. Tuncer, B. Dandil, "Adaptive Neuro-Fuzzy Current Control for Multilevel Inverter Fed Induction Motor". *The International Journal for Computation and Mathematics in Electrical and Electronic Engineering*, Vol. 27 Iss: 3, pp.668 – 681, 2008.
- [11] A.K. Sharma, R.A. Gupta, S. Laxmi "Implementation of Neural Network in Energy Saving of Induction Motor Drives with Indirect Vector Control". *Journal of Theoretical and Applied Information Technology*, Vol4, No.9, 1995.
- [12] Borges da Silva, L.E.; Lambert-Torres, G.; Saturno, E. C.; Alves da Silva, A.P.; Olivier, G., "Neural net adaptive schemes for DC motor drives," *Industry Conference Record of the IEEE Applications Society Annual Meeting*, Vol.3, pp.2043-2048, Oct, 1993.
- [13] Weerasooriya, Siri; El-Sharkawi, M.A., "Identification And Control Of A DC Motor Using Back-Propagation Neural Networks," *Energy Conversion, IEEE Transactions on*, Vol.6, No.4, pp.663,669, Dec 1991
- [14] Toh, A.K.P.; Nowicki, E.P.; Ashrafzadeh, F., "A Flux Estimator For Field Oriented Control Of An Induction Motor Using An Artificial Neural Network," *Conference Record of the IEEE Industry Applications Society Annual Meeting*, Vol.1, pp.585,592, 2-6 Oct, 1994.
- [15] Simoes, M.G.; Bose, B.K., "Neural Network Based Estimation Of Feedback Signals For A Vector Controlled Induction Motor Drive," *IEEE Transactions on Industry Applications*, Vol.31, No.3, pp.620-629, May/June 1995.
- [16] Puttige, V.R.; Anavatti, S.G., "Comparison of Real-time Online and Offline Neural Network Models for a UAV," *International Joint Conference on Neural Network, IJCNN*, Vol. pp.412-417, Aug. 2007.
- [17] Hong-Tzer Yang; Kuen-Yen Huang; Ching-Lien Huang, "An ANN Based Identification And Control Approach For Field-Oriented Induction Motor," *2nd International Conference on Advances in Power System Control, Operation and Management, APSCOM-93*, Vol.2 pp.744-750 vol.2, 1993.
- [18] Pryymak, B.; Moreno-Eguilaz, J.A.; Peracaula, J., "Neural Network Based Efficiency Optimization of An Induction Motor Drive With Vector Control," *28th Annual Conference of the Industrial Electronics Society, IEEE IECON*, Vol.1, pp.146-151, Nov. 2002.
- [19] Mohamadian, M.; Nowicki, E.; Ashrafzadeh, F.; Chu, A.; Sachdeva, R.; Evanik, E., "A Novel Neural Network Controller And Its Efficient DSP Implementation For Vector-Controlled Induction Motor Drives," *IEEE Transactions on Industry Applications*, Vol.39, No.6, pp.1622-1629, Nov.-Dec. 2003.
- [20] F.A. Patakor, M.Sulaiman, Z. Ibrahim, "Comparison Performance of Induction Motor using SVPWM and Hysterisis Current Controller" *Journal of Theoretical and Applied Information Technology*, Vol.30, No.1, 2011.